

GD50 Web Design

Welcome

Laura Huisinga

Email: lhuisinga@CSUfresno.edu

Class website: laurahuisinga-design.com/GD50

Internet History

- <https://www.youtube.com/watch?v=Dxcc6ycZ73M>



- <https://www.youtube.com/watch?v=9hIQjrMHTv4>



HTML Elements

- `<h1>` Heading 1 tag `</h1>` ... `<h6>`
- `<p>` Paragraph Tag `</p>`
- `<blockquote cite="sourceHere">` Block Quote Tag `</blockquote>`
- `` Unordered List Tag ``
- `` List Item Tag ``
- `` Strong (bold) ``
- `` Emphasis (italic) ``
- `<hr/>` hairline and `
` break
- `<!-- Comment -->`



<h1> ...<h6>

http://www.w3schools.com/tags/tag_hn.asp

- The <h1> to <h6> tags are used to define HTML headings.
- <h1> defines the most important heading. <h6> defines the least important heading.

```
<h1>This is heading 1</h1>  
<h2>This is heading 2</h2>  
<h3>This is heading 3</h3>  
<h4>This is heading 4</h4>  
<h5>This is heading 5</h5>  
<h6>This is heading 6</h6>
```

h1 heading

h2 heading

h3 heading

h4 heading

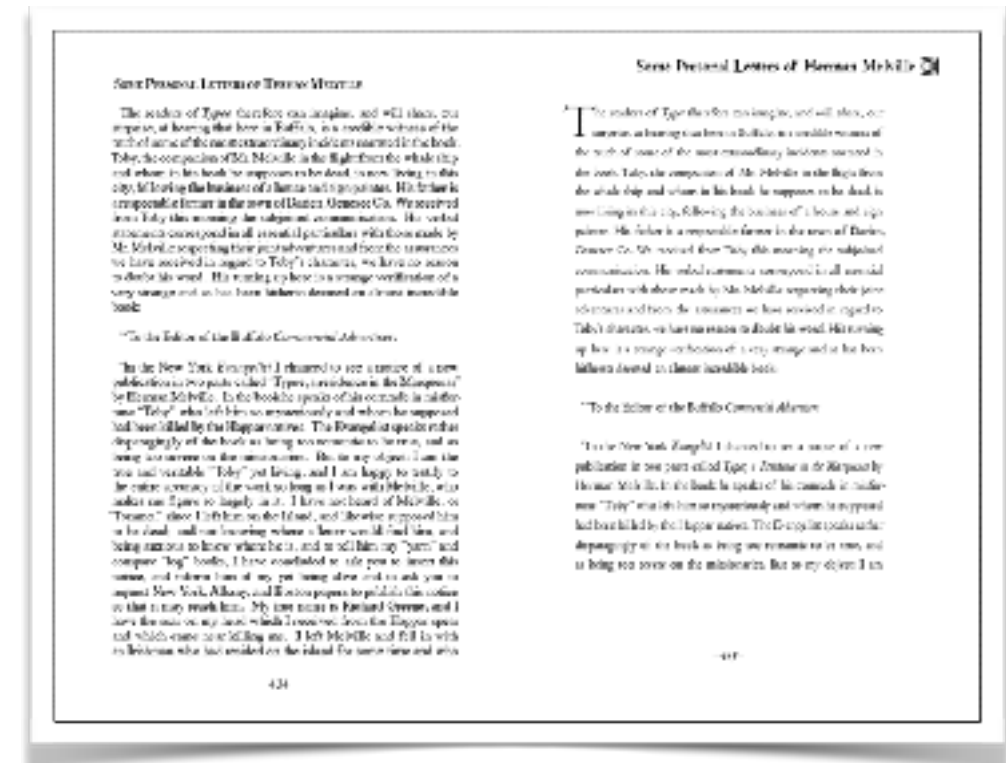
h5 heading

h6 heading

<p>

http://www.w3schools.com/html/html_paragraphs.asp

- You cannot be sure how HTML will be displayed.
- Large or small screens, and resized windows will create different results.
- With HTML, you cannot change the output by adding extra spaces or extra lines in your HTML code.
- The browser will remove any extra spaces and extra lines when the page is displayed:



<p>

This paragraph contains a lot of lines in the source code, but the browser ignores it.

</p>

<p>

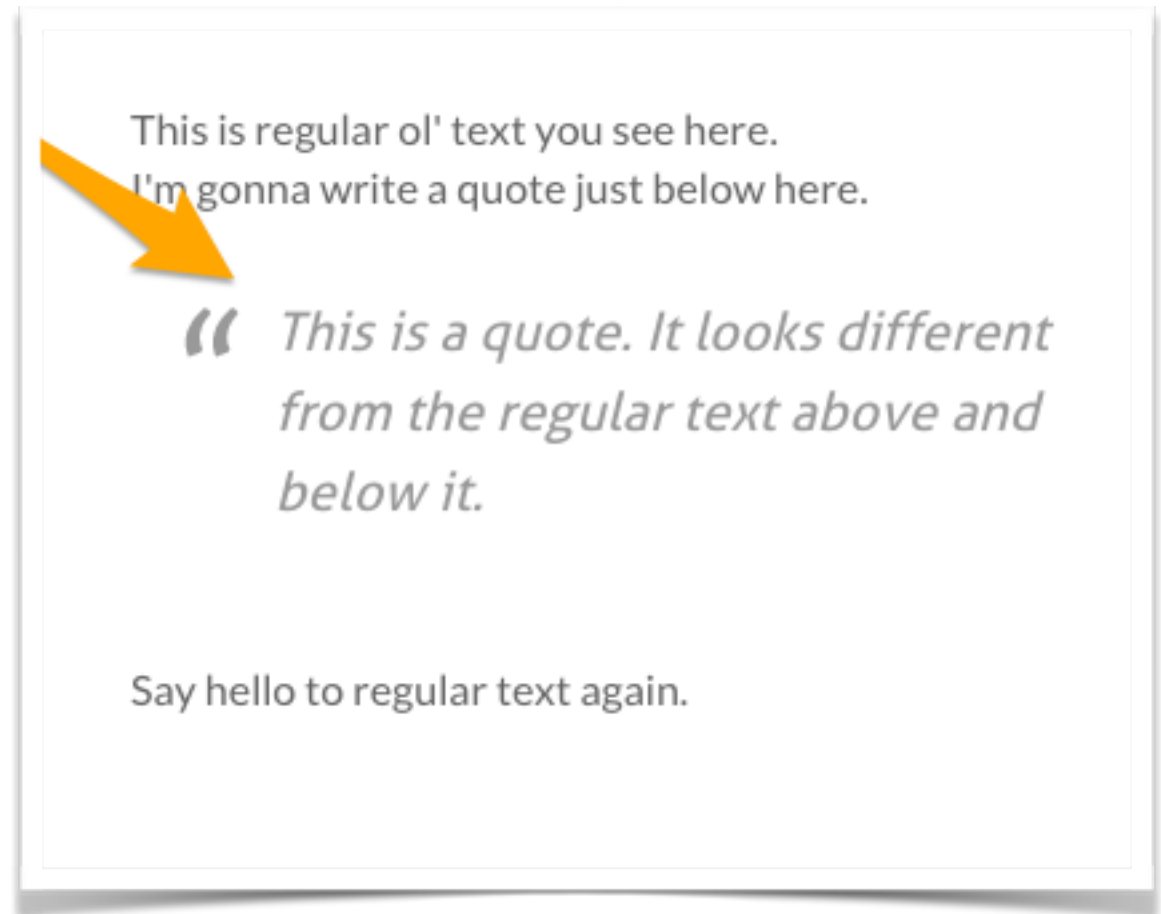
This paragraph contains a lot of spaces in the source code, but the browser ignores it.

</p>

<blockquote>

http://www.w3schools.com/tags/tag_blockquote.asp

- The **<blockquote>** tag specifies a section that is quoted from another source.
- Browsers usually indent **<blockquote>** elements.



`<blockquote cite="http://www.worldwildlife.org/who/index.html">`

For 50 years, WWF has been protecting the future of nature. The world's leading conservation organization, WWF works in 100 countries and is supported by 1.2 million members in the United States and close to 5 million globally.

`</blockquote>`

http://www.w3schools.com/html/html_lists.asp

- An unordered list starts with the tag. Each list item starts with the tag.
- The list items will be marked with bullets (small black circles) by default

```
<ul>  
<li>Coffee</li>  
<li>Tea</li>  
<li>Milk</li>  
</ul>
```

HTML Code - Unordered List	Looks like...
<pre> This is the first item This is the second item This is the third item </pre>	<ul style="list-style-type: none">• This is the first item• This is the second item• This is the third item

http://www.w3schools.com/tags/tag_strong.asp

- The tag is a phrase tag. It defines important text. Normally showed up as bold in your browser.
- The tag is a phrase tag. It defines emphasized text. Normally showed up as italic in a browser.

Strong text

Emphasized

VS

Bold

<i>Italic</i>

```
<b>This is bold</b>,  
and <strong>so is this (but better!)</strong>
```


<hr>

http://www.w3schools.com/tags/tag_hr.asp



- The **<hr>** tag defines a thematic break in an HTML page (e.g. a shift of topic).
- The **<hr>** element is used to separate content (or define a change) in an HTML page.
- Shows up as horizontal rule in the browser

```
<h1>HTML</h1>
```

```
<p>HTML is a language for describing web pages.....</p>
```

```
<hr>
```

```
<h1>CSS</h1>
```

```
<p>CSS defines how to display HTML elements.....</p>
```

http://www.w3schools.com/tags/tag_hr.asp

- The **
** tag inserts a single line break.
- The **
** tag is an empty tag which means that it has no end tag.

This text contains
a line break.


http://www.w3schools.com/tags/tag_hr.asp

- The
 tag inserts a single line break.
- The
 tag is an empty tag which means that it has no end tag.

This text contains
a line break.

Void Elements

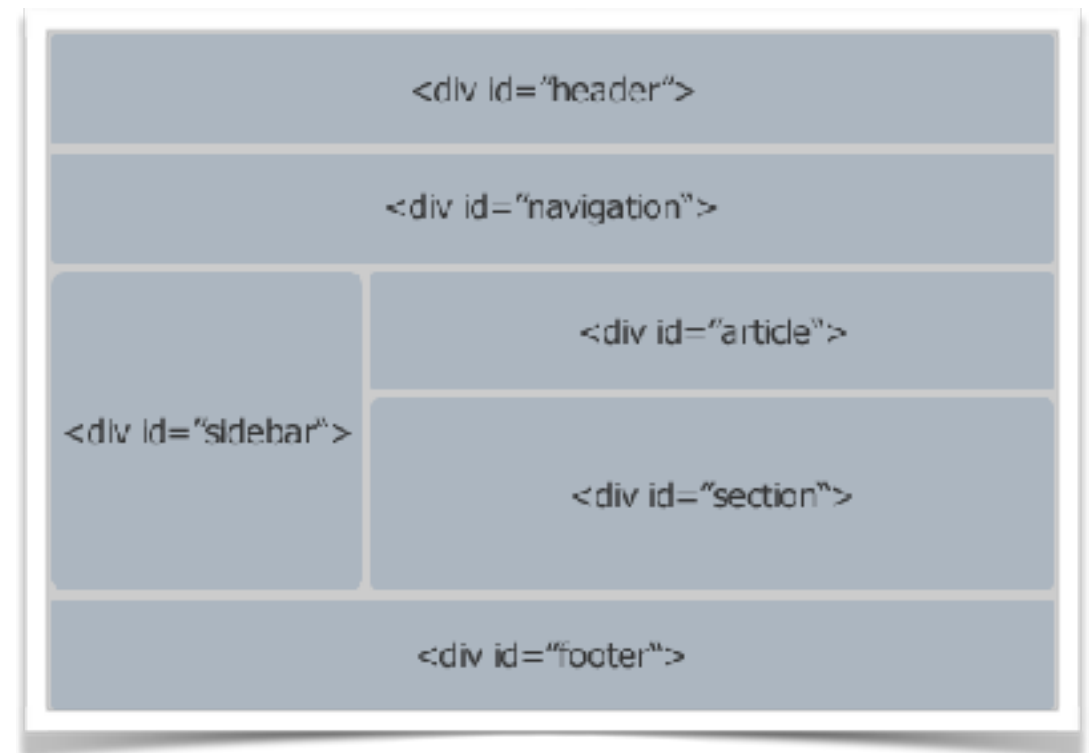
- These elements are called empty or void and only have a start tag since they can't have any content.
- They must not have an end tag in HTML. The void elements in HTML 4.01/XHTML 1.0 Strict are area , base , br , col , hr , img , input , link , meta , and param.



<div>

- The <div> tag defines a division or a section in an HTML document.
- The <div> tag is used to group block-elements to format them with CSS.

```
<div>  
  <h3>This is a heading</h3>  
  <p>This is a paragraph.</p>  
</div>
```



Special Characters

- http://www.w3schools.com/html/html_symbols.asp

<p>I will display €</p>

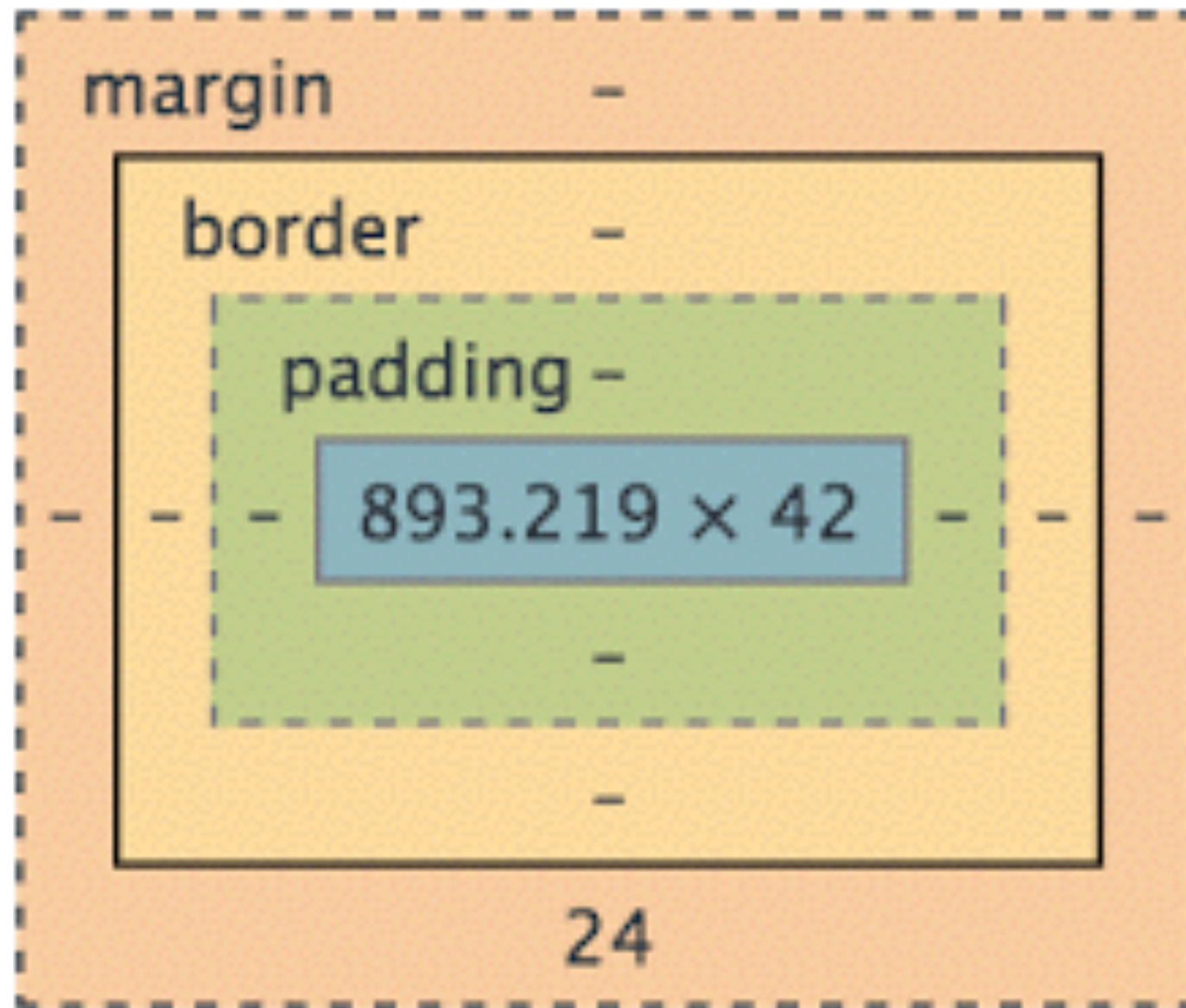
<p>I will display €</p>

I will display €

I will display €

“ ” „ , “ ” £ ¥ € \$ ¢ –
× π ± √ ‰ Ω ∞ ≈ ÷ ~
— — | / \ [] { } † ‡ ...
⤴ ↶ ¡ ¿ ? ❄️ ∴ ∷ ◊ ✖
👉 👆 ✓ ★ ♻️ ☀️ ☂️ 😊
♀ ♂ α β Á á À à Å
É é È è Ê ê Í í Ì ì Î î
Ö ö Ø ø Ú ú Ù ù Ü ü

Box Model



Assignment 1.1

- **Create a numbered grocery list of at least 7 list items and a header to name the list.**
(remember there are different tags for ordered and unordered lists.)
- **Use sublime or another text editor to create a new HTML document.**
- **Use the HTML basic code and then make your list in the body of the html document.**
- **Save the html document**
1-1YourName.html

Store List

1. eggs
2. chia seeds
3. peanut butter
4. milk

5 text editors

w3s Basic html page

Assignment 1.2

- In a new HTML document, create a 3-7 paragraph letter using a funny text generator. (*like <http://hipsum.co/>*)
- Emphasis 5 favorite/funny words and make strong 5 favorite/funny words.
- Save the html document
1-2YourName.html

20 funny text generators

w3s Basic html page

Assignment 1.3

- In a new HTML document, use special characters to Recreate this message.
- Search for special characters in html for a list. (Like this one)
- Save the html document **1-3YourName.html**



“ © @ ↑ ”

Special Characters

w3s Basic html page

HTML

```
<!DOCTYPE html>
<html>
<head>
  <title>Page Title</title>
</head>

<body>

  <h1>My First Heading</h1>

  <p>My first paragraph.</p>

</body>

</html>
```

